

Harmonised Concepts and Questions for Social Data Sources  

---

GSS Harmonised Principle

Crime and Fear of Crime

## About This Document and Update History

---

### GSS Harmonised Principle

#### **About this document**

This document forms part of a series of GSS Harmonised Principles, designed to provide approved harmonised questions, definitions and outputs for a variety of social and business related topics. The use of harmonised questions, definitions and outputs will provide greater consistency for survey producers and comparability when using data.

For more information, please see the Introductory Document, available on the GSS website:

<https://gss.civilservice.gov.uk/statistics/methodology-2/harmonisation/>

#### **This is Version 3.4 published in March 2018**

This document has been updated to Version 3.4 to reflect the change to the Harmonisation Team email address. There has been no change to the harmonised questions

#### **Previous versions:**

##### **Version 3.3 published in June 2017**

This document has been updated to Version 3.3 to reflect the change away from 'Primary Principles' and 'Secondary Principles' to 'GSS Harmonised Principles'. There has been no change to the harmonised questions.

##### **Version 3.2 published in May 2015**

This document was updated to Version 3.2 to correct minor formatting errors and to change the term '*Harmonised Standards*' to '*Harmonised Principles*' as agreed by the National Statistics Harmonisation Group.

##### **Version 3.1 published in October 2010.**

This document was updated to Version 3.1 to correct spelling and formatting errors.

##### **Version 3.0 published in December 2008.**

This document was updated to Version 3.0 to reflect changes in the format of the document by placing 'Inputs' before 'Outputs'.

##### **Version 2.0 published in April 2008.**

This document was updated to Version 2.0 to reflect changes in the contact details for the Harmonisation Team.

##### **Version 1.0 published in June 2004.**

This document is part of a series that replaced the Harmonised Concepts and Questions document. We have been working to make our guidance easier to find and clearer to use. Other than the formatting and layout changes, there are no new changes to questions or outputs in this version.

# Contents

## GSS Harmonised Principle

---

Introduction .....	4
Crime & Fear of Crime: Inputs .....	5

## Introduction

---



### GSS Harmonised Principle


#### Contact us

For more information about Harmonisation or to join our mailing list, please visit our website at:

<https://gss.civilservice.gov.uk/statistics/methodology-2/harmonisation/>

If you would like further information or have any questions, please contact:

 Email: [harmonisation@statistics.gov.uk](mailto:harmonisation@statistics.gov.uk)  
 Telephone: 01329 444017

 Mail: Harmonisation Team  
Office for National Statistics  
Room 2400  
Segensworth Road  
Titchfield  
Fareham  
PO15 5RR

# Crime and Fear of Crime

## Inputs

The lead survey for questions on crime and fear of crime is the British Crime Survey (BCS). The questions are structured into four main blocks: Feeling Safe, Worries about Crime, Crime Rate in Area, and Problem in Area. However, users who wish to use questions on crime and fear of crime are not obliged to use all four blocks on their surveys, but only those that are applicable for their survey needs.

Please note that there are overlaps between questions in the Crime and Fear of Crime section and the Social Capital section. If both sections are to be included in a survey, please check to remove any overlaps between questions.

# Note: 'This Area' is defined as being within fifteen minutes of walking distance from the respondent's home.

## Note: The questions in the section below are directed towards adults (age 16+). If you would like to view questions on crime and fear of crime aimed towards children please refer to the following surveys: Crime and Criminal Justice Survey (CCJS) and the Youth Lifestyle Survey (1998) (age 10+).

### Note: For questions on crime whilst travelling please refer to the British Crime Survey Anti-Social Module (2003-04), or the Omnibus Survey (now the Opinions Survey).

### **FEELING SAFE**

[ASK ALL]

WALKDARK

– **How safe do you feel walking alone in this area after dark? Would you say you feel...READ OUT**  
NOTE: IF RESPONDENT NEVER GOES OUT ALONE AT NIGHT, PROBE HOW SAFE WOULD YOU FEEL?

1. Very safe
2. Fairly safe
3. A bit unsafe
4. or very unsafe?

[ASK ALL]

OUTALON2

– **Thinking about the spring and autumn periods, how often do you usually walk alone in this area after dark?**

1. At least once a week
2. At least once a fortnight
3. At least once a month
4. Less often than once a month
5. Never

[ASK IF WALKDARK=A BIT/ VERY UNSAFE AND CODES 1, 2, 3 AT OUTALON2]

HOWWDARK

– **The last month, when you have been walking alone in this area after dark, would you say that you have felt [a bit/very] unsafe.... READ OUT**

1. All of the time
2. Most of the time
3. Some of the time
4. Or just occasionally?
5. Not applicable – not walked alone in area in last month

## Crime and Fear of Crime

---

### Inputs

[ASK IF OUTALON2=4 OR 5]

NOWALKA-

NOWALKN

- **You mentioned that you [never walk alone in this area after dark/walk alone in this area less often than once a month after dark]. Why do you [never go out anymore/not go out more]?**

DO NOT PROMPT. CODE ALL THAT APPLY SET [11] OF

1. Too old
2. Too ill/sick/disabled
3. Family responsibilities e.g. children/sick relatives
4. Fear of being mugged or physically attacked
5. Fear of burglary/vandalism
6. Fear of the dark/night
7. Fear of going out on your own
8. Nowhere to go/nothing to do/no reason to go out
9. Busy working/content to stay in - watch TV
10. Don't want to go out
11. Drive/use car when go out
12. Other

+ (XNOWALK) [ASK IF NOWALK=OTHER]

[ASK ALL]

WALKDAY

- **How safe do you feel walking alone in this area during the day? Would you say you feel...READ OUT**

NOTE: IF RESPONDENT NEVER GOES OUT ALONE DURING THE DAY, PROBE HOW SAFE WOULD YOU FEEL?

1. Very safe
2. Fairly safe
3. A bit unsafe
4. Or very unsafe?

[ASK ALL]

HOMEALON

- **How safe do you feel when you are alone in your own home at night? Would you say you feel.....READ OUT**

NOTE: IF NEVER ALONE PROBE "HOW SAFE WOULD YOU FEEL?"

1. Very safe
2. Fairly safe
3. A bit unsafe
4. Or very unsafe?

### WORRIES ABOUT CRIME

[ASK ALL]

**Most of us WORRY at some time or other about being the victim of a crime. Using one of the phrases on this card, could you tell me how worried you are about the following.**

SHOW CARD M2

# Crime and Fear of Crime

---

## Inputs

[ASK ALL]

WBURGL

– **How worried are you about....having your home broken into and something stolen?**

SHOW CARD M2

1. Very worried
2. Fairly worried
3. Not very worried
4. Not at all worried
5. (Not applicable)

[ASK ALL]

WMUGGED

– **(How worried are you about).....being mugged and robbed?**

SHOW CARD M2

1. Very worried
2. Fairly worried
3. Not very worried
4. Not at all worried
5. (Not applicable)

[ASK ALL]

WCARSTOL

– **(How worried are you about).....having your car stolen?**

SHOW CARD M2

1. Very worried
2. Fairly worried
3. Not very worried
4. Not at all worried
5. (Not applicable)

[ASK IF WCARSTOL NE 5]

WFROMCAR

– **(How worried are you about).....having things stolen from your car?**

SHOW CARD M2

1. Very worried
2. Fairly worried
3. Not very worried
4. Not at all worried
5. (Not applicable)

[ASK ALL]

WRAPED

– **(How worried are you about).....being raped?**

SHOW CARD M2

1. Very worried
2. Fairly worried
3. Not very worried
4. Not at all worried
5. (Not applicable)

## Crime and Fear of Crime

---

### Inputs

[ASK ALL]

WATTACK

– **(How worried are you about).....being physically attacked by strangers?**

SHOW CARD M2

1. Very worried
2. Fairly worried
3. Not very worried
4. Not at all worried
5. (Not applicable)

[ASK ALL]

WINSULT

– **(How worried are you about) ....being insulted or pestered by anybody, while in the street or any other public place?**

SHOW CARD M2

1. Very worried
2. Fairly worried
3. Not very worried
4. Not at all worried
5. (Not applicable)

[ASK ALL]

WRACEATT

– **(How worried are you about).....being subject to a physical attack because of your skin colour, ethnic origin or religion?**

SHOW CARD M2

1. Very worried
2. Fairly worried
3. Not very worried
4. Not at all worried
5. (Not applicable)

### CRIME RATE IN AREA

CRIMERAT

– **How much would you say the crime rate here has changed since two years ago? In this area, would you say there is more crime or less crime?**

PROBE: **Is that a lot or a little more/less?**

1. A lot more crime
2. A little more crime
3. About the same
4. A little less crime
5. A lot less crime

### PROBLEMS IN AREA

[ASK ALL]

**For the following things I read out, can you tell me how much of a problem they are in your area. By your area I mean within 15 minutes walk from here.**



# Crime and Fear of Crime

---

## Inputs

[ASK ALL]

NOISNEIG

– **How much of a problem are....noisy neighbours or loud parties?**

SHOW CARD M3

1. Very big problem
2. Fairly big problem
3. Not a very big problem
4. Not a problem at all

[ASK ALL]

TEENHANG

– **(How much of a problem are...) teenagers hanging around on the streets?**

SHOW CARD M3

1. Very big problem
2. Fairly big problem
3. Not a very big problem
4. Not a problem at all

[ASK ALL]

SLROUGH

– **(How much of a problem are....) people sleeping rough on the streets or in other public places?**

SHOW CARD M3

1. Very big problem
2. Fairly big problem
3. Not a very big problem
4. Not a problem at all

[ASK ALL]

RUBBISH

– **(How much of a problem is....) rubbish or litter lying around?**

SHOW CARD M3

1. Very big problem
2. Fairly big problem
3. Not a very big problem
4. Not a problem at all

[ASK ALL]

VANDALS

– **(How much of a problem are....) vandalism, graffiti and other deliberate damage to property or vehicles?**

SHOW CARD M3

1. Very big problem
2. Fairly big problem
3. Not a very big problem
4. Not a problem at all

## Crime and Fear of Crime

---

### Inputs

[ASK ALL]

RACEHAT2

- **(How much of a problem is it for...) people being attacked or harassed because of their skin colour, ethnic origin or religion?**

(How much of a problem is it for...) people being attacked or harassed because of their skin colour, ethnic origin or religion?

1. Very big problem
2. Fairly big problem
3. Not a very big problem
4. Not a problem at all

[ASK ALL]

DRUGUSE

- **(How much of a problem are...) people using or dealing drugs?**

SHOW CARD M3

1. Very big problem
2. Fairly big problem
3. Not a very big problem
4. Not a problem at all

[ASK ALL]

DRUNK

- **(How much of a problem are....) people being drunk or rowdy in public places?**

1. Very big problem
2. Fairly big problem
3. Not a very big problem
1. Not a problem at all