



GSS Conference
2016

Connect. Collaborate. Create.

Government Statistical Service Conference 2016

University of Manchester
8 – 9 September 2016

Connect. Collaborate. Create.

Working across organisations and disciplines to unlock the potential of emerging technologies, analytical techniques and data sources

#GSSConf

Foreword

John Pullinger, National Statistician

Our purpose is to mobilise the power of data to help Britain make better decisions. Over the last five years, the idea of opening up data and making use of new data sources and analytical techniques has gathered pace. As a result, the next few years will see radical change in what we do, and how we do it. We must embrace the opportunity to work differently and take a leading role if we are to fulfil our goals as a national statistical system into the future.

We cannot do this without working together across professions, departments, other organisations and locations. This is reflected in the theme of this year's conference – 'Connect. Collaborate. Create.'. The programme of speakers is a rich mix of central and local government, academia, and the private and non-profit sectors, and gives us an invaluable opportunity to learn from this broad range of knowledge and experience, and to develop our collaborative relationships.

As a former President of the RSS, I am delighted that we are holding a joint event with them. The Society's vision, "a world where data are at the heart of understanding and decision making", shows that we share a common goal, and this event serves to strengthen our collaborative relationship even further.

It is important that we are excited and confident about our role in the data revolution. I hope that the conference will ignite your curiosity, and inspire you to innovate and share your skills across the Civil Service, across professions, and across sectors.

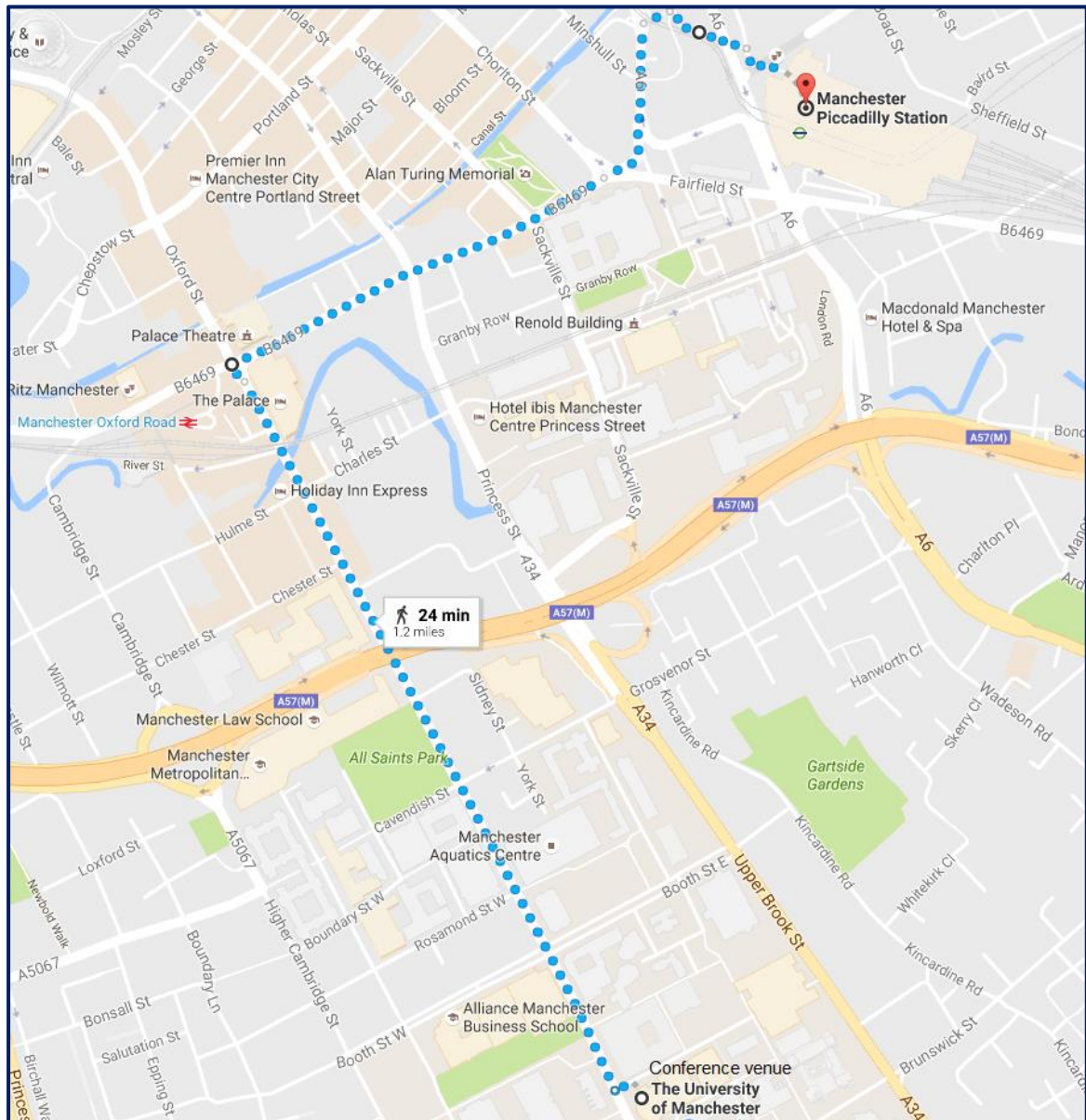
James Tucker, Conference Committee Chair

Welcome to the 2016 GSS Conference! The organising team has put together a fantastic programme. I found it very hard to choose which sessions to attend!

The theme, "Connect. Collaborate. Create.", runs through the conference programme, which has a strong focus on examples of collaborative working and innovation with data, with speakers from a wide range of departments and organisations.

I'm very excited about holding a collaborative conference with the RSS, which is a first for both organisations. It's been a pleasure to work with the organising team at the RSS to develop a joint programme, and I hope you enjoy the extra variety of sessions and networking opportunities this gives you. I'm particularly looking forward to the final plenary session on Thursday, which will be attended by over 500 delegates.

I hope you come away from the conference with a fresh perspective and new ideas, and above all that you enjoy the sessions and the entertainment!



Venue details

conference venue: University of Manchester (University Place)

University Place, The University of Manchester, Oxford Rd, Manchester, M13 9PL

The venue is a 20-25 minute walk from Manchester Piccadilly station; for walking directions please see above. Exit the station onto the station approach road and cross the bridge in front of you. Keep going until you reach the traffic lights on Auburn Street and turn left and continue down Aytoun Street. Continue straight on when Aytoun Street bends right onto Whitworth Street. Follow this road past Sackville Gardens (where it becomes Whitworth Street again). When you reach a crossroads with the Palace Theatre on your right and Sainsburys opposite, turn left onto Oxford Road. Keep walking straight until you see building 37.

Alternatively the 147 bus can be caught from the Fairfield Street entrance to Piccadilly Station. Taxis are readily available at the station.

For a detailed map of the Manchester campus showing the exact location of University Place, please see <http://www.manchester.ac.uk/discover/maps/interactive-map/> (the venue is building 37).

Conference dinner

The conference dinner will be held at The Monastery, a unique venue on the outskirts of Manchester city centre. Whilst not compulsory, delegates are encouraged to dress smartly for dinner.

Coaches will pick up delegates from the following points:

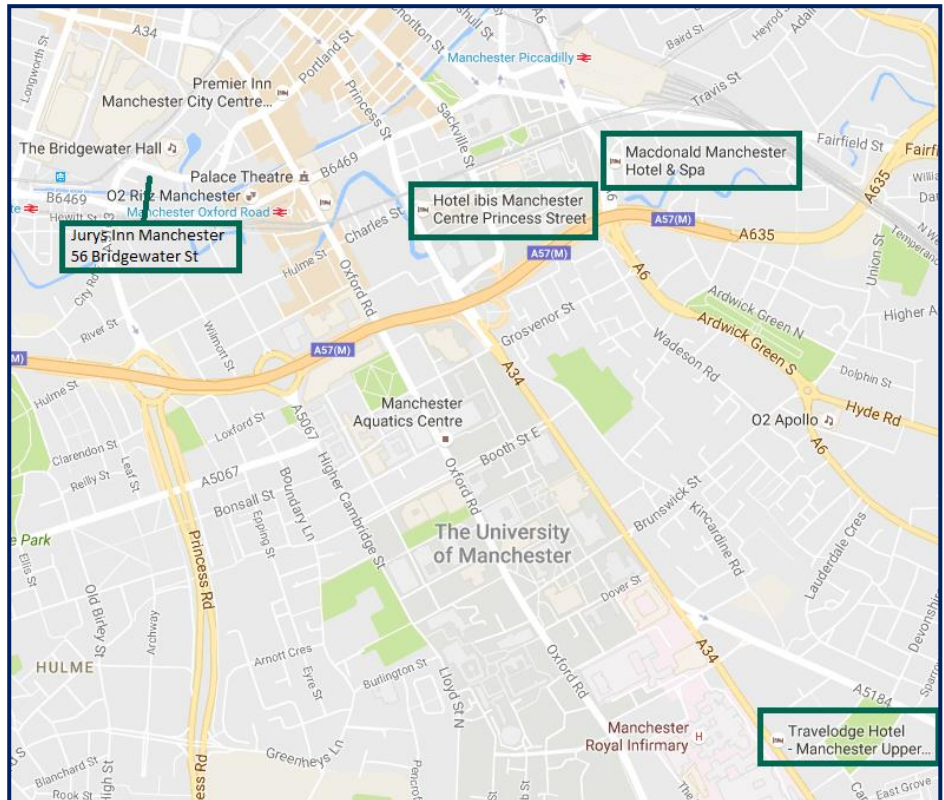
Macdonald Manchester Hotel
7pm

Jury's Inn
7.10pm, 7.20pm, 7.30pm

Ibis Princess Street
7.10pm, 7.20pm, 7.30pm

Travelodge Upper Brook Street
7.10pm, 7.20pm, 7.30pm

Collection from The Monastery
Buses scheduled every 15mins from 11pm to pick up from The Monastery and drop off to all hotels listed above. Last bus collection at midnight.



If you are making your own way to The Monastery then directions and further information can be found on their website, www.themonastery.co.uk.

Please note that you must have booked to attend the conference dinner and specified any dietary requirements at the point of registering for the conference in order to attend.

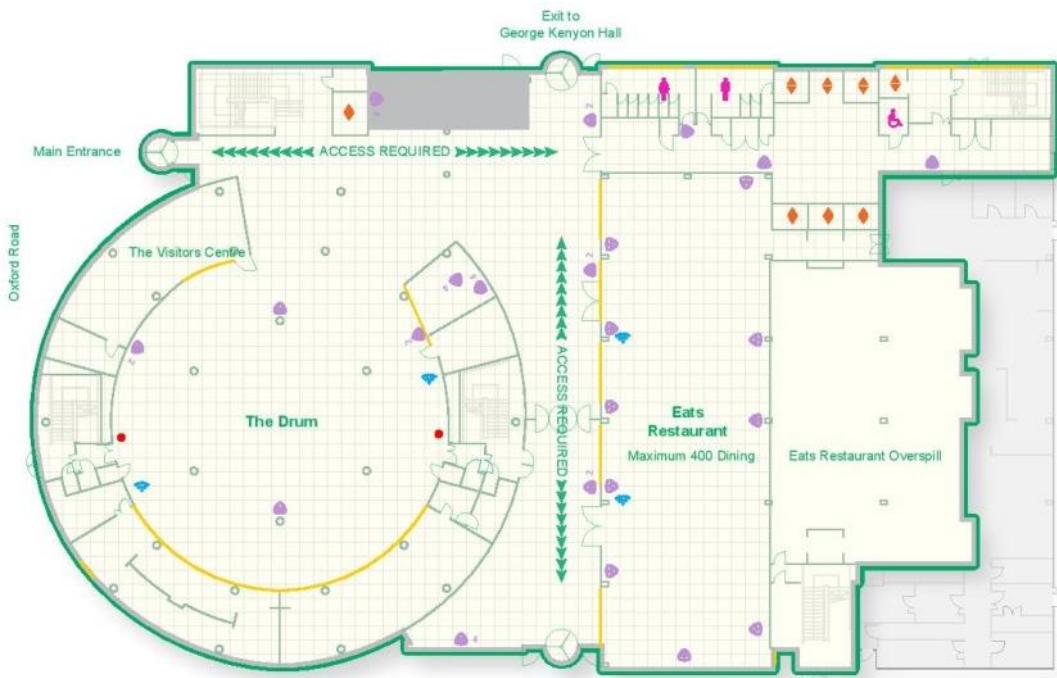
Recommended hotel details

Delegates are responsible for booking their own accommodation. The following hotels are well located for the conference venue and for the pick up points for the conference dinner transport.

MacDonald Manchester Hotel and Spa
Jury's Inn Manchester City Centre
Travelodge Upper Brook Street
IBIS (Princess Street)
IBIS (Portland Street)

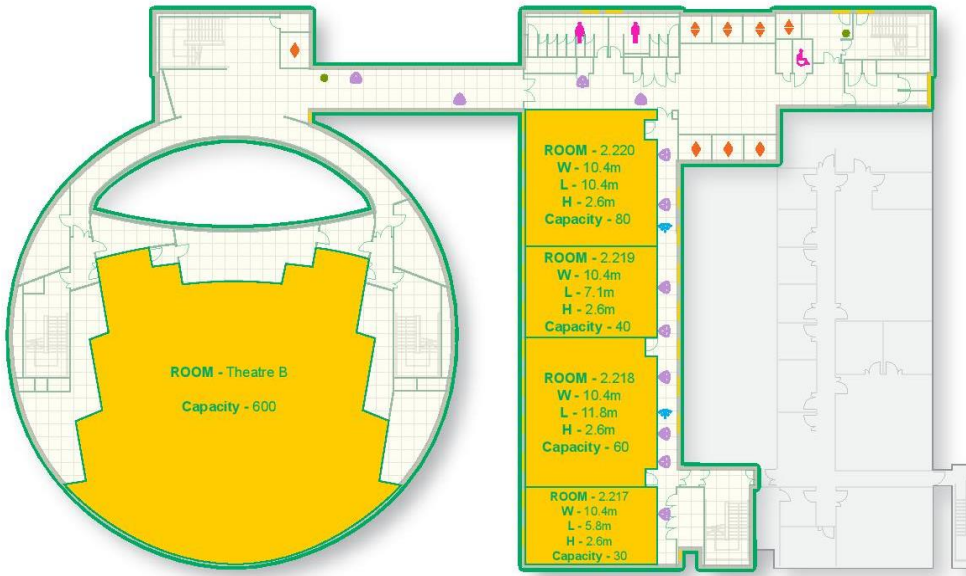
London Rd, Manchester, M1 2PG
56 Great Bridgewater St, Manchester M1 5LE
227 Upper Brook St, Manchester M13 0HB
Charles St, Manchester M1 7DG
96 Portland St, Manchester M1 4GX

Venue maps

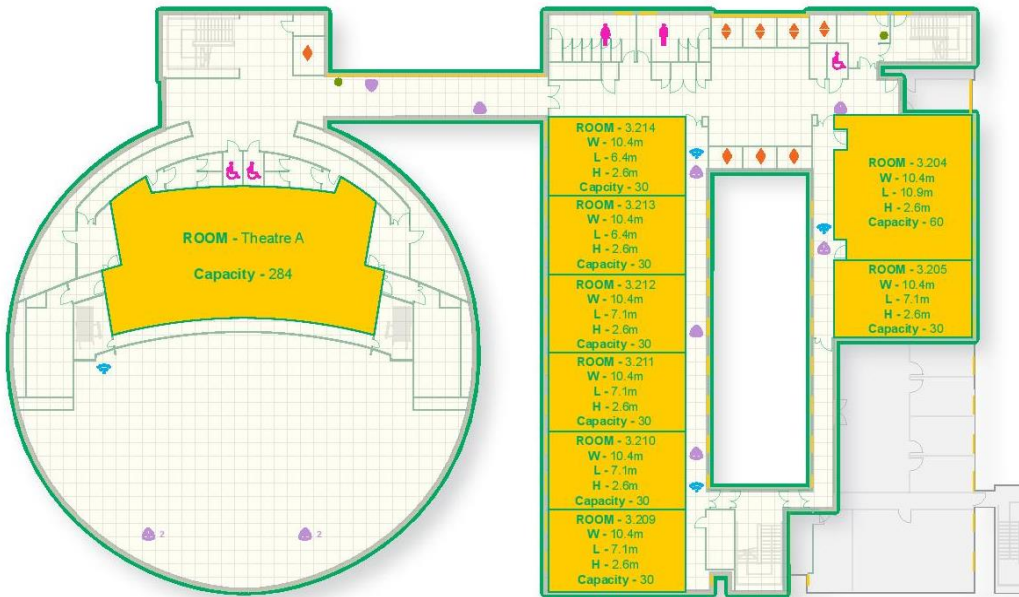


1 floor st

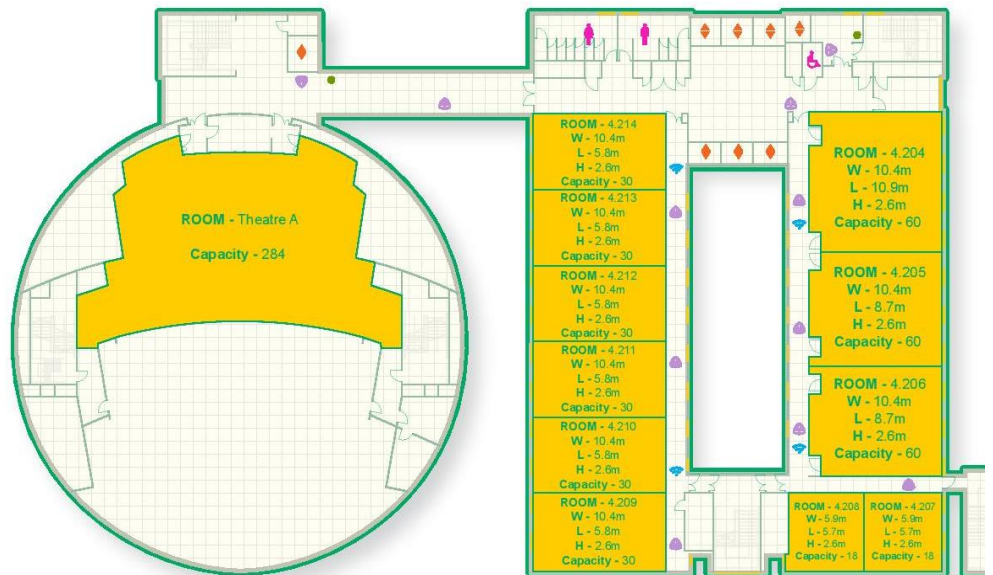
Lift	Power Point	Fire Call Point
Toilets	WiFi	Refuge Call Point



2nd floor



3rd floor



4th floor

- Lift
- Power Point
- Fire Call Point
- Toilets
- WiFi
- Refuge Call Point

Government Statistical Service Conference 2016

Agenda

University of Manchester – 8th/9th September 2016

Thursday 8th September

09:45 – 11:45	Registration & Luggage Store Refreshments & exhibits
---------------	---

Keynote Session 1

11:45 – 13:15 Lecture Theatre B	Welcome from John Pullinger, National Statistician Heather Savory and Emily Miles
------------------------------------	--

13:15 – 14:15 , Restaurant	Lunch
----------------------------	--------------

Parallel Session 1

14:15 – 15:15 Please note that if you are attending an RSS Conference session, this starts at 14:00	1.1 Room 1.219	Maximising the impact of statistics in the media: tales from the Guardian and Financial Times. Statistics in the Media. Writing for the public: lessons learned in the Guardian data team	Alan Smith – Financial Times Delphine Robineau – The Guardian/DfE
	1.2 Room 2.220	Opta: Leaders in live sports data	Ryan Bahia (OptaPro perform group)
	1.3 Room 4.204	Unlocking education: Improving access to data sources Using Digital Skills to Transform Access to Education Data. Improving school and college accountability at 16-19	Iain Bradley –Department for Education Abigail Shaw – Department for Education
	1.4 Room 3.205	Panel session: Analysis and policy - working together for maximum impact Colleagues across departments providing high profile examples of collaborative working.	Martin Ralphs (ONS) chairs: Video discussion between John Pullinger and Chris Wormald (Permanent Secretary at Department of Health) Miranda Worthington (Department for Education) Neil Johnson (Department for Work and Pensions)

15:15 - 15:45	Break
---------------	-------

Parallel Session 2

15:45-16:50	2.1 Room 4.204	Open Data: Opportunities and Challenges Open Data @ DCLG Data driven collaboration in local communities Connecting Data to make it more useful <i>(provisional)</i>	Sandra Tudor (DCLG) Ric Roberts (Swirrl)
	2.2 Room 2.219	Data analysis and insight with Laria and Mango Solutions The Data Science Evolution The Manchester City Council Forecasting Model (MCCFM)	Richard Pugh (Mango Solutions) Elisa Bullen (LARIA)
	2.3 Room 1.219	The future of statistics in the UK: The Census and Brexit Can Administrative Data replace the ten-yearly Census? Brexit – What does it mean for the GSS?	Becky Tinsley (ONS) Robert Bumpstead (UK Statistics Authority)
	2.4 Room 2.220	Predicting the future: forecasting and opinion polling Manpower Forecasting in MOD The Dis-United Kingdom	Tony Carter (MOD) Joe Twyman (YouGov)

Keynote Session 2

17:00 – 17:55, Lecture Theatre B	Joint RSS/GSS Session – Anne Glover
19:25 – onwards, The Monastery	Conference Dinner and evening entertainment

Friday 9th September

Keynote Session 3

09:20 – 10:30, Lecture Theatre B

Ed Humpherson, Tim Harford

Parallel Session 3

10:40 –
11:30

3.1 Room 2.220	Local perspectives: Data within Manchester’s public and private sectors Data-driven local public health services The pains and the power of Open Data	Neil Bendel & Jaqui Dorman (Manchester Council) Clifford McDowell (Doorda)
3.2 Room 1.219	Effective collaboration on the national and international scale Sustainable development goals Statistician input into NI programme for Government Development	James Evans – Office for National Statistics Niall O’Neill & Michael Thompson
3.3 Room 1.218	Data in Healthcare Data Science at the Department of Health HSCIC Statistics consultation: - Connecting, collaborating and creating to drive change, and help Britain make better decisions.	Sarah Culkin (Department of Health) Kate Croft (NHS Digital, formerly known as HSCIC)
3.4 Room 2.217	Experiences in the GSS voluntary sector placement scheme. Experiences working for charities: One at Techniquet, a science discovery centre and at The Peninsula trust which aims to improve the lives of those living in deprivation in Cornwall.	Dani Evans (Welsh Government) & Danielle Cornish (ONS)
3.5 Room 2.219	Welfare: The Scottish Government and the NHS Scottish Patients at Risk of Readmission and Admission (SPARRA) and Predictive Analytics Create: The <i>new</i> Scottish Index of Multiple Deprivation	Ahmed Mahmoud (NHS National Services Scotland) Maïke Waldmann (Scottish Government)

11:30 - 11:55	Break		
Parallel Session 4			
11:55 – 12:45	4.1 Room 1.218	Using crime science to prevent crime	Professor Kate Bowers (University College London)
	4.2 Room 2.218	Is Nature going up or down - creating clarity from complexity	James Williams & Christine Holleran (Joint Nature Conservation Committee, DEFRA)
	4.3 Room 2.219	International perspectives: Statistics at DfID and the FCO How Data Supported the 2015 Nepal Earthquake Response M&E is not the Enemy – raising awareness and building capability xHMG	Andy Murray (Department for International Development) Mukund Lad (Foreign and Commonwealth Office)
	4.4 Room 2.220	Paving the way, reviewing the Code and bringing together data sources for a new "business as usual" Stocktake of the Code of Practice for Official Statistics. GSS role in pooling administrative data across departments - How collaboration has transformed education and labour market data.	Johanna Hutchinson, Tegwen Green and Richard Laux (UK Statistics Authority) Adrian Jones (Department for Business, Energy and Industrial Strategy)
	4.5 Room 1.219	Creating new analytical tools through effective collaboration Connecting and Collaborating across Government to create EU migration statistics Mapping Universal Credit: From zits to hits	Neil McIvor (Department for Work and Pensions) Laura Watson-Heard (Department for Work and Pensions)
Keynote Session 4			
12:55 – 13:40, Lecture Theatre B		Jeni Tennison (and close) Packed lunches available to collect after this session	

If you intend to attend any RSS sessions, their programme can be found [here](#).

Please note that the RSS session after lunch on Thursday starts at **14:00**

Keynote speakers

John Pullinger (UK National Statistician):



John Pullinger is UK National Statistician, Head of the Government Statistical Service (GSS) and Chief Executive of the UK Statistics Authority.

He has executive responsibility for the Office for National Statistics (ONS)

John started his career as an assistant statistician at the Department of Trade and Industry. He then moved to the Department of the Environment, responsible for statistics on local government revenues. Following this he took up a post at the Office of Manpower Economics, heading the pay research team.

In 1992, John Pullinger became Director of Policy and Planning at the Central Statistical Office and led the creation of the Office for National Statistics. In 2004, John became the 14th Librarian of the House of Commons. John has chaired a number of advisory boards on economic and statistical issues.

Tim Harford:



Tim is an economist, journalist and broadcaster. He is author of the million-selling “The Undercover Economist”, a senior columnist at the Financial Times, and the presenter of Radio 4’s “More or Less”. Tim has spoken at TED, PopTech and the Sydney Opera House and is a visiting fellow of Nuffield College, Oxford. He was Economics Commentator of the Year 2014, winner of the Royal Statistical Society journalistic excellence award 2015, and also won the Society of Business Economists writing prize 2014-15. Tim's latest book, *Messy: How To Be Creative and Resilient in a Tidy-Minded World*, will be published in October 2016.

Emily Miles (Defra):



Emily Miles became Group Director, Strategy in the Department for Environment, Food and Rural Affairs (Defra) in 2015. In this role, Emily is responsible for the overarching strategy for Defra and its arm’s-length bodies, and is also the Senior Responsible Officer for Defra’s Data Programme.

She was a Winston Churchill Fellow in 2010-11, travelling to the USA, Canada and India. She published her research as an InsideOut report, Collaborative Working, for the Institute for Government, where she was a Whitehall Fellow in 2011. She holds a Masters in the international law of armed conflict and international criminal justice from Nottingham University (LLM with Distinction), and her first degree was at the University of Cambridge, in English.

Dame Anne Glover (University of Aberdeen):



Anne has a BSc in Biochemistry from Edinburgh and a PhD in Molecular Microbiology from Cambridge. She has pursued a career in scientific research at Aberdeen University and her research has been varied including studying how proteins are directed to the correct location within our cells, the diversity and function of the microbial population in soil, the development of biological sensors (biosensors) to detect environmental pollution and more recently, how we respond to stress at the molecular level. This current area of research has particular relevance to how we age (our cells are under stress in Alzheimer's and Parkinson's disease) and also how we respond to artificial stresses such as chemotherapy. She has also commercialised some of her biosensor technology into a successful company which diagnoses environmental pollution and provides solutions for its clean-up.

In 2008 she was made a Woman of Outstanding Achievement in Science, Engineering and Technology (SET) and has worked hard to raise the profile of women in SET and to ensure that not only are women recruited into careers in SET but that they are supported to remain in the profession during their careers. Anne has promoted the communication of science and has appeared on BBC and international television and many global radio programmes.

Anne was the first Chief Scientific Adviser to the President of the European Commission (2012-2015). Prior to that, she was the first Chief Scientific Adviser for Scotland (2006-2011). In both positions Anne transformed the way science, engineering and technology were used and discussed within government and developed strategic initiatives to bridge the gap between science and policy. She is currently Vice Principal for External Affairs and Dean for Europe at the University of Aberdeen.

Ed Humpherson (UK Statistics Authority):



Ed Humpherson was appointed as Director General for Regulation in October 2013 and took up post in January 2014.

Prior to joining the Authority, Ed was a Board Member and Executive Leader for Economic Affairs at the National Audit Office, a post he held since July 2009. This role included responsibility for the overall strategic direction of NAO's work on economic affairs.

Between 2007 and 2009, Ed Humpherson was Assistant Auditor General, and before that was NAO's Director of Regulation between 2003 and 2007. Ed joined the National Audit Office in 1993.

Ed Humpherson was educated at the University of Edinburgh where he obtained a first-class MA honours degree in Politics and Economic History. Ed is a Chartered Accountant and a member of the Institute of Chartered Accountants in England and Wales. Ed is married and has three children.

Heather Savory:



Heather Savory joined the Office for National Statistics as Deputy National Statistician for Data Capability in April 2015.

Heather has a strong commercial track-record and extensive board and senior management experience in entrepreneurial and high technology businesses, consulting and central government.

Heather served as Chair of the Open Data User Group (ODUG), an independent advisory group to the Government's Public Sector Transparency Board, for three years from May 2012; she also served as an independent member of the Royal Institute of Chartered Surveyors (RICS) Regulatory Board for four years.

Heather has previously worked at 3Dlabs as Vice President of Engineering and Operations and eComData as Managing Director. Her Government experience includes two years in HM Treasury (HMT) and three in the Department of Business, Innovation and Skills working for the Better Regulation Executive (BRE).

Heather graduated from Loughborough University of Technology with a 1st class B.Sc. (Hons) in Electronic and Electrical Engineering and a diploma in Industrial Studies and studied for her MBA at London Business School.

Jeni Tennison:



Jeni Tennison is the Technical Director and Deputy CEO of the Open Data Institute. She gained a PhD from the University of Nottingham then worked as an independent consultant, specialising in open data publishing and consumption, before joining the ODI in 2012. Jeni works with the UK's public sector as a member of the Open Standards Board. She served on the W3C's Technical Architecture Group from 2011 to 2015 and co-chairs the W3C's CSV on the Web Working Group. She also sits on the Advisory Boards for Open Contracting Partnership and the Data Transparency Lab.

Parallel Sessions

<p>Parallel 1.1</p> <p>Thursday 14:15-15:15</p>	<p>Maximising the impact of statistics in the media: tales from the Guardian and Financial Times</p> <p>Statistics in the Media (Alan Smith, Financial Times)</p> <p><i>About the speaker: Alan Smith is a data visualisation editor working for the Financial Times.</i></p> <p>Writing for the public: lessons learned in the Guardian data team Delphine Robineau (The Guardian/DfE)</p> <p>The data team in the Guardian produces articles based on statistics for publication, both in the print and the online version of the newspaper, and provides statistical support across the newsroom. Delphine will share the experience of her three-month secondment in this team. She will show how data is used in different types of articles, with examples from projects that she has been involved in. Delphine will also talk about how it is like to be a user of official statistics and to interact with a government department through Press Office. Finally, thoughts will be shared on how we could improve our statistics in the way we present and disseminate them to have more impact with the media.</p> <p><i>About the speaker: Delphine went on secondment to the data journalism team of the Guardian for three months, after her first GSS post in the Department for Transport. She is now working on school attainment analysis in the Department for Education.</i></p>
<p>Parallel 1.2</p> <p>Thursday 14:15-15:15</p>	<p>Opta: Leaders in live sports data:</p> <p>Ryan Bahia (OptaPro perform group)</p> <p>Opta and OptaPro – the world’s leading sports data company</p> <ul style="list-style-type: none"> • Football data industry • Working with the media • Working with professional teams • Specific projects / advanced analytics <p>Opta collects, packages, analyses and distributes more live sports data, in more detail, than anyone else. Opta works with over 800 customers across 40 different countries, operating to one global standard.</p> <p>As a brand dedicated to professional sport, OptaPro helps leading teams apply data and analytics to support on-field performance.</p>

Parallel
1.3

Thursday
14:15-
15:15

Unlocking education: improving access to data sources

Using Digital Skills to Transform Access to Education Data

Iain Bradley (DfE)

Ensuring Parents, Governors, School Leaders and others have easy to use tools to engage with School Performance Data is key to DfE's objectives around informed choice and local accountability.

'Modernising School Performance Tables', DfE's first digital project developed a high profile interactive National Statistics Toolkit. The service set out to connect closely with users, and thoroughly evidence their wants and needs, in order to design the tool from the bottom up. Utilising Agile methodologies, the team worked through discovery and early prototype work before building a solution through a continuous process of "build, test, iterate and improve". The testing and iteration involved collaborating with over 250 users and key stakeholders to ensure every aspect of the service was tested by those intended to use it.

The service went live in March, and has been very well received by parents and those working in the education sector. The solution was developed in line with Government Digital Service Standards, involved the deployment of an Application Programmable Interface upon which future development can hang and has utilised open source tools like Google maps.

In this presentation those who led its creation will share the experiences and benefits from conducting repeated user research and testing when designing statistical presentation tools. They will also share some of DfE's key lessons learnt from its first digital project and how the Agile toolkit has brought about benefits to the way the Department breaks down major change to ensure a flexible approach that delivers.

About the speaker: Iain Bradley has worked in a variety of Government Statistical roles over the last 15 years, across a range of different departments. In the last 18 months he has helped bring agile methodology into DfE to deliver a number of projects which will collectively transform the end to end data journey.

Improving school and college accountability at 16-19

Abigail Shaw (DfE)

In 2013 the Department for Education set out proposals for improving school and college accountability at age 16-19. The 16-19 education landscape is complex with students able to study a range of academic and vocational qualifications at different levels and in a variety of school and college settings. To realise the department's ambitions it became clear that we needed to produce the richer picture of provider performance needed for sharper accountability.

We considered what additional information was required to produce reformed measures, and identified potential data sources including those held by the Skills Funding Agency and Education Funding Agency. We evaluated whether these could be incorporated into performance tables, taking account of availability, quality and timeliness of the data. Algorithms were developed for new measures to meet accountability aims, working closely with stakeholders and acting upon feedback. We then worked with contractors to test the reformed measures and build their systems in readiness for the 2016 tables. We produced shadow measures based on 2015 data which we have shared with schools and colleges to prepare them for the upcoming changes.

About the speaker: Abigail Shaw leads the post-16 development team, part of the Performance Tables Development Unit at DfE. The unit ensures school performance tables are based on methodology which is soundly-based, practical and reflects the department's accountability policy to raise standards in schools and 16-19 education.

<p>Parallel 1.4</p> <p>Thursday 14:15-15:15</p>	<p>Panel session: Analysis and policy - working together for maximum impact</p> <p>Martin Ralphs (ONS) chairs: Video discussion between John Pullinger and Chris Wormald (Permanent Secretary at Department of Health) Miranda Worthington (Department for Education) Neil Johnson (Department for Work and Pensions)</p> <p>Close collaboration between the analytical and policy professions, and making best use of sound evidence is a focus of recent work on the policy curriculum and a key priority of the National Statistician. This workshop, hosted by the Good Practice Team, will focus on the theme of analysis and policy making. Using a real-life, high profile example and drawing on the experience of policy colleagues and analysts who worked across departments with ministers to deliver a government policy outcome under significant time pressure, the session will explore how evidence feeds into the policy process and how analysts and policy professionals can work better together.</p>
---	--

<p>Parallel 2.1</p> <p>Thursday 15:45-16:50</p>	<p>Open Data: Opportunities and Challenges</p> <p>Open Data @ DCLG: Data driven collaboration in local communities Sandra Tudor (DCLG) <i>About the speaker: Sandra Tudor is the Deputy Director of the Analysis and Data Directorate at DCLG.</i></p> <p>Connecting data to make it more useful Ric Roberts (Swirrl) Using DCLG’s Open Data Communities service as a case-study we explore how our standards-based approach of connecting data from different sources has helped a government organisation make better use of its own data, and enabled data driven decision making. The data was modelled, cleaned and transformed to Linked Data (mostly RDF Data Cubes) - a flexible standard based designed for use on the web - and then published using Swirrl's PublishMyData software platform.</p> <p>Preparing the data in this way enables it to be browsed, queried and filtered, and supports tools to slice, dice and build downloads of data. This helps analysts to compare data, drawn from a large and varied data collection, without the need for programming skills. Data can be exported in various ways to support subsequent analysis in a range of existing tools. Additionally the data can be queried and built into user-focused applications.</p> <p><i>About the speaker: Ric Roberts is CTO and co-founder of Swirrl, a small company based in Manchester. Swirrl are the creators of the PublishMyData data publishing software platform that helps public sector organisations publish and make the most of their data. Ric is obsessed with making data more useful.</i></p>
<p>Parallel 2.2</p> <p>Thursday 15:45-16:50</p>	<p>Data analysis and insight with LARIA and Mango Solutions</p> <p>The Data Science Evolution Richard Pugh (Mango Solutions) The popularity of “Data Science” has caused considerable impact to the world of statistics. Furthermore, the hype around “Data Science” (and its inevitable links to “Big Data”) has surfaced significant opportunities (but also, threats) to the broader analytic community. In particular, around expectations on the value of analytics to meet a variety of challenges, and often-unrealistic expectations on the skillsets and approaches of the statistical community. This presentation will use case studies from within Government as well as the commercial sector to illustrate how the statistics community are meeting this challenge, and provide insight into pragmatic, realistic steps towards the ideals of “Data Science”.</p> <p><i>About the speaker: Richard studied Mathematics and Statistics at Bath University, then worked primarily as a Biostatistician. In 2002, Richard co-founded Mango Solutions, a provider of Data Science services. Richard is a regular speaker at R / Data Science conferences and currently sits on the Expert Panel supporting the Methodology review at the ONS.</i></p> <p>The Manchester City Council Forecasting Model Elisa Bullen (LARIA) <i>About the speaker: Elisa Bullen is Senior Intelligence Officer (Demography) at Manchester City Council and a member of the voluntary organisation LARIA (Local Area Research & Intelligence Association).</i></p>

Parallel
2.3

Thursday
15:45-16:50

The future of statistics in the UK: The Census and Brexit

Can Administrative Data replace the ten-yearly census? Becky Tinsley (ONS)

In March 2014, the National Statistician made a recommendation that the census in 2021 should be predominantly online, making increased use of administrative data and surveys to enhance the statistics from the 2021 Census.

The Government accepted this recommendation and stated their ambition that censuses after 2021 would be conducted using other sources of data, provided that the feasibility of such an approach could be sufficiently validated.

It is the Office for National Statistics's ambition to produce the type of information that is collected by a ten-yearly census (on housing, households and people) from an Administrative Data Census. Doing this will require a combination of:

- record-level administrative data held by Government
- a population coverage survey
- a population characteristics survey

Five high-level criteria have been used to assess ONS's current progress and where we expect the assessment to be by 2023, based on a number of assumptions. The first annual assessment was published in May 2016 and this presentation explores the evidence behind this assessment, and the future programme of work.

About the speaker: Becky currently leads on the design and assessment of the Administrative Data Census at ONS, having worked in the area for the past four years. She has over 12 years of GSS experience in working with administrative data in a range of posts from development to outputs, and has a keen interest in innovation.

Brexit – what does it mean for the GSS? Robert Bumpstead (UKSA)

For decades, many official statistics in the UK have been shaped by our membership of the European Union and the statistical standards it has adopted. The relationship has determined the pace of developments to many important statistics across the GSS and, increasing comparability with other EU member states. In June the UK voted to leave the EU which opens the possibility we might not be bound by this familiar framework. This presents both risks and opportunities for official statistics, at a time when there will be extraordinary focus on many of our releases.

About the speaker: Rob Bumpstead is Chief of Staff at the UK Statistics Authority. In this role Rob is secretary to the Authority Board and leads the Authority's Central Policy Secretariat. Prior to this Rob worked at the Office for National Statistics in roles including social survey officer, analyst, statistician and leading the programme to establish the creation of the independent Statistics Authority in 2008.

Parallel

2.4

Thursday

15:45-16:50

Predicting the future: forecasting and opinion polling

Manpower Forecasting in MOD

Tony Carter (MOD)

Forecasting the future manning of the three military services provides vital insight for a variety of customers, including manpower planners in the individual services, Head Office pay policy teams and the Defence Board. In this talk I will give an overview of the achievements, challenges and future of our forecasting work.

Over the past 8 years we have developed and iteratively upgraded a suite of discrete event simulation tools, using Rockwell Arena software. Statisticians and analysts embedded at military bases have used these tools to develop forecasts informing decisions at operational and policy levels within their services, further collaborating to enlighten central decision making.

Forecast developments have at all stages required in depth collaboration with subject matter experts within the military to make reasonable assumptions for the models, such as rates of flows, demographics of inflows and future requirements, all to a high level of granularity. We have also taken on board recommendations from the Cabinet Office and MOD Economists to further enhance forecasts.

Our more recent impacts have included informing decision making for the new military pay scheme New Employment Model (NEM), identifying future pinch points in manning of individual services, and highlighting shortfalls in military training capacity, all of which have led to better planning and decision making than otherwise possible.

About the speaker: Tony Carter is a Higher Statistical Officer in the development team for Defence Statistics manpower forecasting – his role involves working with forecasters in other branches, identifying their needs, and improving our tools accordingly. His role allows him to see the breadth of forecasts across the three military services.

The Dis-United Kingdom

Joe Twyman (YouGov)

The EU Referendum has highlighted big divisions in the United Kingdom. Not only regionally, but within communities and even families.

The huge amount of data that YouGov collects through all our research provides unparalleled detail on this – highlighting divisions across demographic, political and economic factors, but also helps to illuminate cultural and social differences too.

Beyond the old Left / Right scale, these differences look likely to play a crucial role in British society over the next decade.

About the speaker: Joe Twyman is Head of Political and Social Research at YouGov and was a founding director of the company back in 2000. He is an affiliated lecturer at the University of Cambridge, a visiting professor at the University of Sheffield, a visiting Research Fellow at the University of Manchester and a lecturer at the University of Essex Summer School.

Parallel

3.1

Friday

10:40-11:30

Local perspectives: Data within Manchester's public and private sectors

Data driven local public health services

Neil Bendel and Jacqui Dorman (Manchester Council)

Responsibility for the delivery of local public health functions was transferred to local authorities following the Health and Social Care Act 2012. The delivery of these functions is dependent on the availability of high quality public health intelligence and insight. One of the negative consequences of the move of public health into local government was the loss of access to NHS datasets and systems that underpin the production of this intelligence and insight. This presentation will describe the development of a partnership approach to reacquiring access to some of these data sources and systems for use by public health analysts and intelligence professionals within the 10 local authorities across Greater Manchester.

This approach has helped secure a more collaborative approach to the commissioning and implementation of a Data Management Service across the conurbation. More importantly, it has put local authority public health intelligence teams in a good position to respond to the needs of the devolution agenda in Greater Manchester through the development of consistent approaches to data analysis and the creation of intelligence and insight on a 'do once and share' basis.

This approach provides a model that could be adopted by local authorities in other devolution areas. The model could also be expanded to include other datasets, including birth and deaths extracts.

About the speakers: Neil Bendel is a public health specialist with responsibility for public health intelligence at Manchester City Council. He has more than 20 years experience in public health and public health intelligence in both NHS and local government settings at regional and district level. Jacqui Dorman is a public health manager at Tameside Metropolitan Council. She has nearly 10 years experience in public health intelligence, which includes contributions to public health intelligence teaching, mentoring and training.

The pains and power of Open Data

Clifford McDowell (Doorda)

Doorda initially started as a community solution ([Streetwise](#)), free to use this allows visitors to view crime, planning applications and hygiene ratings on a single map. However, we very quickly realised that the real value was in the sourcing, understanding and connection of the open data sources. Several large organisations approached us asking if they could reuse our data as they didn't know what data was available, how it was licensed, and they were spending a lot of time getting the data to a state where they could reuse it.

These early learnings drove us to build [DoordaData](#). For the first time this opened access to commercially useful pre-packaged, audited, open data. This greatly reduced organisations data wrangling costs and increased awareness of new datasets.

Since then we've built Cyber Insurance (ROBOR) and Risk Assessment (AVETA) solutions using a wide variety of open datasets. We are currently developing what we believe will be the UK's most advanced business intelligence platform by connecting over 2,000 local and national datasets. We dislike data going to waste and strongly believe there is value and merit in nearly all the data being released.

About the speaker: Founder and CEO of Doorda, Clifford regularly contributes to discussions on the direct value of Open Data and openly campaigns for the creation of an open data culture to generate economic, environmental, and social value. Clifford continually promotes the huge Open Data opportunities to the public, and private sector.

Parallel
3.2

Friday
10:40-11:30

Effective collaboration on the national and international scale

Sustainable development goals

James Evans (ONS)

On the 25 September 2015, following a negotiation process lasting four years, UN Member States agreed the Sustainable Development Goals. The aim of the goals, described by Ban Ki Moon as a “to do list for the planet” are to ‘transform the world’, eradicating poverty, combating climate change, and reducing inequalities.

There are 17 goals, 169 targets and 231 global indicators which must be disaggregated (where appropriate) for multiple time periods by 8 key groups: income, sex, age, race, ethnicity, migratory status, disability and geographic location, or other characteristics.

To help ONS meet the challenge of measuring and reporting UK progress toward the SDGs, ONS has actively engaged with policy making departments, businesses, civil society and international NSIs and organisations. We intend to measure UK progress on SDGs by utilising already existing corporate programmes and projects, for example Big Data, Admin Data and Data Science.

A public consultation in the Autumn of this year will be the finalising stage in agreeing indicators. We are scheduled to begin collecting data in March 2017

About the speaker: James joined the newly formed SDG team on the 1st of April 2016. Previously he headed up Environmental Accounts for three years and developed work streams to value natural capital, measure the green economy, assess the impact of climate change to the economy and produce the UK Environmental Accounts

Statistician input into NI programme for Government Development

Niall O’Neill and Michael Thompson

As part of the Fresh Start Agreement, the NI Executive committed to moving to an outcomes-focused Programme for Government. The development of outcomes has extended to the need to demonstrate progress against the 14 draft outcomes and NISRA has, for the first time, been central in the planning and development of a new PfG. NISRA staff have played key roles in skilling staff on outcomes methodologies, developing indicators and measures, providing the data to sit alongside the chosen outcomes and informing senior civil servants of data issues and requirements. NISRA has also played a direct role in presenting this data to the public and consulting on the draft PfG framework.

The outcomes focus has required departments and statisticians to work in a collaborative nature to ensure an understanding across the whole NICS. Connection across NISRA has been key; Executive Office unit has connected with all Departmental Statisticians to ensure outcomes training was received and NISRA centrally co-ordinated the collection of indicator data from all NISRA branches. NISRA have also connected with policy staff from all departments, ensuring outcomes that may be relevant to a department have appropriate data in place.

This process, underpinned by NISRA involvement, led to the creation of a draft PfG framework currently out for consultation but by the time of the conference should be an agreed framework.

About the speaker: Michael has worked with NISRA since 2007, involved mainly in statistical support to policy roles including housing, urban regeneration, social policy, equality and programme for government. Niall has worked in NISRA since 1998, working on areas including human resource, criminal justice and well-being statistics.

<p>Parallel 3.3</p> <p>Friday 10:40-11:30</p>	<p>Data in Healthcare</p> <p>Data Science at the Department of Health Sarah Culkin (DH)</p> <p>The work of the Department of Health’s Data Science Hub includes projects such as use of Google search data to give warning of winter pressures in A&E and developing an app to help NHS workers understand their mortality data.</p> <p><i>About the speaker:</i> Currently Sarah leads the Department of Health’s Data Science Hub. Prior to that she has had a number of analytical roles in the Department of Health and the NHS. Before joining the Civil Service she completed a PhD in Chemistry.</p> <p>HSCIC Statistics consultation: connecting, collaborating and creating to drive change, and help Britain make better decisions Kate Croft (HSCIC)</p> <p>During 2016, HSCIC ran a consultation about proposed changes to all 90 of our Official and National statistics. This presentation will explore why we did this consultation at this point in time, our approach, what users told us, and how we are using the responses to create high quality statistics suited to support a modern health and care system and that will help users make better decisions.</p> <p>We will cover the benefits of collaborating across teams, disciplines and stakeholders to design and disseminate the consultation, analyse responses, and act on feedback received. There will be a particular focus on how we are taking forward GSS presentation and dissemination good practice.</p>
<p>Parallel 3.4</p> <p>Friday 10:40-11:30</p>	<p>Experiences in the GSS voluntary sector placement scheme</p> <p>Dani Evans (Welsh Government) and Danielle Cornish (ONS)</p> <p>The Analytical Volunteer Program, previously known as the Voluntary Sector Placement Scheme, seeks to match government volunteers with third sector organisations for short analytical placements. This year the scheme is being expanded to provide opportunities in four professions: statistics, social research, operational research, and economics. The two presenters were participants in the scheme last year and so will be able to give insight into the types of placements available. One experience was at Techniquist, a science discovery centre that aims to motivate engagement with science. The other experience was with The Peninsula Trust, a community benefit society that improves quality of life and opportunities in a deprived area of Cornwall. The presentation will give an overview of what participants can gain from the program before explaining how to get involved in this year’s cohort.</p>

Parallel

3.5

Friday

10:40-11:30

Welfare: The Scottish Government and the NHS

Scottish Patients at Risk of Readmission and Admission (SPARRA)

Ahmed Mahmoud (NHS National Services Scotland)

Scottish Patients at Risk of Readmission and Admission (SPARRA) is a predictive tool developed by Information Services Division (ISD) to evaluate an individual's risk of being admitted to hospital as an emergency inpatient within the next year. Details of patients whose score indicates that they may be at increased risk are distributed to a range of health care professionals.

National patient-level data on hospitalisations, prescribing, emergency department, outpatients and psychiatric admissions were linked and a range of variables were derived from this combined dataset. Logistic regression was used to test the variables' predictive power in evaluating the risk of emergency admission and the performance of the resulting model was then tested by considering some relevant statistical measures, such as sensitivity and positive predicted value. The modelling process identified a number of risk factors which improved the predictive power of the SPARRA algorithm. To enhance the model further, the datasets used in SPARRA will be extended and the system remodelled.

About the speaker: Ahmed is Principal Information Analyst at NHS National Services Scotland. His work focuses on predicting hospital emergency admission in Scotland. He has completed a BSc in Econometrics, Post Graduate Diploma in Information Systems and a Masters in Applied Statistics. Currently he is undertaking a part-time PhD in Public Health.

Create: The new Scottish Index of Multiple Deprivation

Maïke Waldmann (Scottish Government)

In August 2016, the Scottish Government published the latest Scottish Index of Multiple Deprivation (SIMD). Learning from our colleagues across the UK, the team took a fresh approach and this time created:

- For the media: a booklet bringing to life the experiences of people from deprived areas. The aim of this approach is to provide a more nuanced account of living in a deprived area and focus on the strengths of the local communities.
- For researchers and analysts: five star open data on small areas for download and for linking with other data.
- For everyone: an interactive online map to find the most deprived areas

In this talk we will present how we put deprivation on the map, how we address stigma and the media, and how we engage with our users.

About the speaker: Maïke Waldmann is one half of the team in the Equality, Poverty and Social Justice Analysis Unit in the Scottish Government that publishes the Scottish Index of Multiple Deprivation. Maïke joined the GSS in March 2015. Previous lives include academic research on fibre optics, working on environmental policy, and world travel. Maïke is interested in data visualisation, mapping, and using open source programming to create cool stuff on the internet.

<p>Parallel 4.1</p> <p>Friday 11:55-12:45</p>	<p>Using Crime Science to prevent crime Professor Kate Bowers (University College London)</p> <p>Crime science is the application of scientific methods and knowledge from many disciplines to the development of practical and ethical ways to reduce crime. This presentation will run through some basic principles of crime science such as the role that opportunity has in contributing to crime problems. It will give an explanation of the multi-disciplinary nature of crime science and how this has assisted with production of new ideas and research evidence. It will then focus on several recent examples of research that has been undertaken under this paradigm. Examples will include the use of predictive mapping methods in assisting the police with resource allocation and the use of innovative data such as volunteered geographic information in furthering our understanding of fear of crime. Comment will be made on some of the advantages and drawbacks of using new types of digital information to inform our understanding of crime problems.</p> <p><i>About the speaker: Kate Bowers is a Professor in Crime Science at the UCL Department of Security and Crime Science. She has worked in the field of crime science for over 20 years, with research interests focusing on the use of quantitative methods in crime analysis and crime prevention. Her most recent research has focused on developing advanced methods for crime prediction, improving the evidence base for crime prevention and using innovative data sets to answer crime and security questions.</i></p>
<p>Parallel 4.2</p> <p>Friday 11:55-12:45</p>	<p>Is nature going up or down – creating clarity from complexity James Williams (JNCC) and Christine Holleran (DEFRA)</p> <p>Headlines about loss of biodiversity appear in the media on a regular basis, but is it all doom and gloom? Since 2007, JNCC and Defra have worked closely with statutory bodies, the NGO community, and Academia to develop indicators of changes in biodiversity at a UK scale. We have a simple question: “is nature going up or down?” but providing an answer is complex, with challenges of:</p> <ul style="list-style-type: none"> • What to use to measure it; • How to address spatial and temporal variation in it; • How to present it; • How to understand / interpret / explain it. <p>The presentation will provide examples of the challenges faced, and how they have been addressed by connecting between teams, disciplines, organisations, sectors, and by using emerging analytical techniques. Close collaboration between statisticians, policy makers, data providers, and ecologists has been essential.</p> <p>The result has been the creation of a set of official statistics which form part of the evidence base for reporting at a global level on progress towards targets set through the Conference of Parties of the Convention on Biological Diversity.</p> <p><i>About the speaker: James Williams leads the Joint Nature Conservation Committee’s work on terrestrial biodiversity indicators, and Christine Holleran is the Defra responsible statistician for the UK biodiversity indicators. Together with many others they have worked to develop and publish the suite of UK biodiversity indicators (www.jncc.defra.gov.uk/ukbi).</i></p>

Parallel

4.3

Friday

11:55-12:45

International perspectives: statistics at DfID and the FCO

How data supported the 2015 Nepal Earthquake response

Andy Murray (DfID)

Following the devastating earthquakes that struck Nepal in April and May 2015, the humanitarian community descended on Kathmandu and the surrounding earthquake-affected districts. This presentation will explore how data was used to support the response, both traditional data in the form of official statistics and surveys, and non-traditional data derived from mobile phone records, satellite imagery, and social media.

About the speaker: Andy Murray is a Statistics Adviser in the Department for International Development, and has been posted in Kathmandu, Nepal since January 2013. Following the 2015 earthquakes, Andy led on DFID Nepal's liaison with the UN around information management, ensuring two-way flow of information to support the response.

M&E is not the enemy – raising awareness and building capability xHMG

Mukund Lad (FCO)

Come and hear the experiences of a lone GSS statistician as he works across teams, grades, departments and byzantine systems to sow the seeds of a culture change in large, cross-HMG Funds to better use data, evidence and statistics to inform decision-making.

About the speaker: Mukund is a Statistician working under-cover as a Monitoring and Evaluation adviser at the FCO for the cross-HMG Conflict Security and Stability Fund, which is delivering positive outcomes to support the UK's National Security Council's priorities overseas. His presentation will attempt to explain all that in Plain English and demonstrate why the GSS should be front and centre to build the capacity in spending Departments to robustly measure and monitor the impact we are hoping to achieve. Mukund has previously worked at a number of other Departments during his career, a few with now-obsolete acronyms - DfES, DTI, OFT, HMRC, DCLG and DFID.

Parallel
4.4

Friday
11:55-12:45

Paving the way, reviewing the Code and bringing together data sources for a new “business as usual”

Stocktake of the Code of Practice for Official Statistics

Johanna Hutchinson, Tegwen Green and Richard Laux (UKSA)

The Code of Practice for Official Statistics was published in 2009, in accordance with the Statistics and Registration Act 2007. It was the first explicit regulatory standard for government statistics in the world. The Code has been a roaring success – establishing the Authority’s distinctive philosophy of official statistics and providing the ‘ground rules’ for all of us to work to. But the Code is now over 7 years old – during which we have all learnt a lot about the good, the bad and the ugly of the Code and what we take ‘National Statistics’ to mean, and since which we have seen the ‘data revolution’ change the way stakeholders use data and what they expect of statistics and technological advances drive how we collect, prepare and disseminate statistical information. The stock take of the Code of Practice addresses these developments and proposes several recommendations to raise the profile and enhance the value of the Code. This presentation will detail proposed changes to the Code and start to look at some of the implications of this for the GSS.

GSS role in pooling administrative data across departments – how collaboration has transformed education and labour market data

Adrian Jones (BEIS)

A series of significant collaborations across departments and with academia has broken down barriers and transformed our ability to understand education and labour markets. This presentation demonstrates how key government analysts will be in delivering a data driven economy.

This work has now brought together teams of multi-disciplinary analysts and policy advisors across four Government departments and devolved administrations, to utilise new powers to share information to evaluate the effectiveness of different educational training and benefits policy. The legal gateway, first set up in 2008 covering mainly Further Education and then expanded in 2015 to cover all education, has allowed us to join together administrative records from BIS, DfE, DWP and HMRC to create a Longitudinal Education Outcomes Study of the employment and benefits histories of over 30 million unique individuals covering nearly two decades.

The session will cover how we have worked together to set up data sharing procedures between Departments, including the practical challenges faced to bring together large and ever-changing administrative datasets. This allowed us to move from early conceptual work to a ‘business as usual’ approach working across four departments and ONS. We will also present results using this powerful new resource including those from key partnerships with academia. We will discuss our future plans, particularly around using the data to help prospective learners make informed decisions about selecting the right training for them - a key government commitment – and extending our partnerships with outside agencies to further develop our understanding of education and labour markets.

About the speakers: Lead analysts from BIS/DfE/DWP will present developments and findings from this new interdepartmental source including their specialist insight to practical aspects.

Iain Bell, SRO for the project and Director, DfE will finish with his vision for LEOS and what are the lessons for GSS in delivering a data driven economy.

Parallel
4.5

Friday
11:55-12:45

Creating new analytical tools through effective collaboration

Connecting and collaborating across government to create EU migration statistics Neil McIvor (DWP)

Leading up to the EU referendum, external commentators started to focus on the seeming divergence of ONS' Long Term Migration statistics, and DWP's statistics on overseas nationals registering for a National Insurance number. Some commentators even went as far as to allege that the statistics had been influenced by political interests.

A cross Government GSS team was set up, led by ONS, to analyse a range of data in order to explain the differences. This consisted of experts across DWP/HMRC/ONS and HO. The team brought together new sources of data, and explored existing data in new ways resulting in a high profile publication that was trailed widely in the media.

Mapping Universal Credit: From zits to hits Laura Watson-Heard (DWP)

Universal Credit (UC) is the biggest welfare reform for over 60 years. Given its high profile, getting the presentation of its official statistics right was important. Spatial analysis was essential, given the gradual nature of UC policy rollout across the Country. This publication led the way.

Starting small, regularly seeking feedback from customers and reviewing and adjusting the map as policy develops, the UC official statistics have developed its mapping tool. Keeping up-to-date with latest tools available, the team created the latest interactive mapping tool.

<http://dwp-stats.maps.arcgis.com/apps/Viewer/index.html?appid=82116e01690d4e8584014362d67900c6>

Creating a familiar product by mirroring familiar mapping tools we all use in our everyday lives; ensuring they are well presented on tablets and smart phones; suitable to be shared via social media; and focussing on presenting clear, concise information on subjects customers are most interested in, we have received an overwhelming positive response – moving feedback from “It looks like zits” to,

“I love it”; “It’s beautiful”; “Snazzy”; “We’ll definitely get it shared on social media”.

Following its success, the team were approached to develop a bespoke map for the DWP Communications Team. Collaborating with them to develop a aesthetically pleasing map, focussed on telling the latest story on UC rollout and its availability to individuals, the positive result was significant - measurable with the output being picked up by the Daily Mail and increasing its daily views to 4,000 compared to a typical 350.

Posters and stands

A variety of posters and stands will be displayed in the entrance area of the conference building on both days of the conference.

We will have representatives attending from

- **Mango Solutions**
Mango Solutions Ltd provide complex analysis solutions, consulting, training, and application development for some of the largest companies in the world. Founded and based in UK in 2002, the company offers a number of bespoke products for data analysis including validation of open-source software for regulated industries.
- **EsriUK**
Esri UK's GIS (geographic information systems) mapping software helps you understand and visualise data to make decisions based on the best information and analysis. They build ArcGIS which connects people with maps, data, and apps through geographic information systems (GIS). It is a location platform that's accessible to anyone, anywhere, anytime
- **University of Southampton**
- **ONS (sustainable development goals)**
- **GSS Professional Support Team and Data Science Accelerator**
- **GSS volunteering**



Data Science Accelerator

Our training is backed by GDS, ONS, GSS, GORS, GES and GSR. 41 people from 26 public sector bodies have already taken part, with several going on to data science roles. Apply by **16 September!**

Google: "accelerator time to apply"

Posters are being presented by a variety of government departments including:

DM Analytics: Getting ADePT at modelling debt

Debt Management Analytics in HM Revenue & Customs are responsible for the maintenance, operation and development of the award-winning ADePT (Analytics for Debtor Profiling and Targeting) system. ADePT is a 13.5 Terabyte Oracle database interrogated using SAS tools, which forms a closed loop with the operational debt management system and decision engine.

ADePT combines data from 20 internal and external systems and monitors a wide variety of changes which affect up to a million debts each day. By using the vast amount of complex historical and live data, DM Analytics play a crucial role in supporting the production of business intelligence, conventional and operational analytics. ADePT enables DM Analytics to perform risk analysis, predictive modelling, behavioural analysis, performance measurement and optimisation of collection strategies for every debt every day.

National Performance Framework, Scottish Government

Did you know that Scotland is an international leader in wellbeing measurement?

Since 2007, the Scottish Government's National Performance Framework (NPF) has set out in the Purpose and National Outcomes a vision for Scotland.

We use over 60 indicators and targets to assess progress towards the Purpose and National Outcomes. These provide a broad measure of both national and societal wellbeing, by covering a range of economic, social and environmental aspects. Progress is reported via the Scottish Government's online reporting tool, Scotland Performs.

The majority of our indicators and targets use measures drawn from National and Official Statistics publications. These are produced by a wide variety of sources including Scottish Government, NHS, National Records of Scotland, UK Government Departments, and other public bodies. The indicators are updated as soon as new data are available.

Want to know more? Visit www.scotlandperforms.com or email us at scotlandperforms@gov.scot.

Department for Communities and Local Government

The Department for Communities and Local Government's job is to create great places to live and work, and to give more power to local people to shape what happens in their area. We are leading the Government's drive to devolve powers to cities and local government, to promote local growth as well as increasing housing supply and promoting home ownership.

Data and analysis play a central role to our policy and decision-making, and service delivery. We are focussed on extending and enriching our evidence-base and applying new analytical tools and techniques to deliver fresh insights for our policy priorities and outcomes.

Our posters provide a flavour of the analytical work that is carried out by the approx. 150 strong team of analysts, of whom 40 are statisticians. These range from large scale surveys and data collections, through to Data Science analytics and open data releases and much more.

National Statistician's Data Ethics Advisory Committee

Over the next five years the statistical system will explore ways of improving data sharing, which will in turn, improve the range of data available for research and analysis. Gaining access to these data will help reduce reliance on surveys, improve the cost effectiveness of statistics and provide and enhance analytical capability.

The National Statistician's Data Ethics Advisory Committee (NSDEC) has been established to advise the National Statistician that the access, use and sharing of public data for statistical and research purposes, is ethical and for the public good.

This poster will provide information on how the GSS can apply to NSDEC for formal advice and the opportunity to discuss potential proposals and their relevance with the secretariat of the committee.

Department for Work and Pensions

DWP is responsible for production of around 200 distinct Official Statistics publications each year. Recent work in the Department has focussed on improving the quality and consistency of these publications towards improving accessibility, particularly for non-expert users.

Following internal research, and building on advice from ONS and GSS, we are in the process of migrating all statistical releases to a new standardised Departmental template. This move has radically altered several major publications already - moving from lengthy academic reports to significantly shorter publications with a more journalistic style and a focus on visualisation and highlighting key information as clearly as possible.

A high-profile example would be the recent Households Below Average Income publication which has moved from a 300-page report to a focussed 13 pages this year. Supporting information for more expert users remains available via online tables and a separate methodology report.

These changes have been well received by users, including Citizens Advice and the IFS, and our work was recognised recently by the GSS Presentation and Dissemination Symposium.

Using and improving private rental market data, Valuation Office Agency

The Valuation Office Agency (VOA) collect private rental market data to fulfil its statutory function of providing data for the calculation of Local Housing Allowance rates.

The administrative dataset is used to provide monthly price relatives to Office for National Statistics. These act as a proxy for owner-occupier housing costs in the calculation of Consumer Price Index including a Housing component and the experimental Index of Private Housing Rental Prices. The data are also used to produce bi-annual Private Rental Market Statistics publications, update National Accounts and feed into Greater London Authority's London Rent Map.

This poster looks at the collaborative work of VOA's Information & Analysis Directorate to; develop the methodology used to produce key outputs, improve the quality of the data collection and underlying dataset, create more visual statistics and engage with stakeholders to add value and produce what users want and need.

Who's on the committee?

Chair: James Tucker (ONS)
Alison Kirby (DH)
Arran Cleminson (HMRC)
Beth Bradley (DH)
Eleanor Andrews (Home Office)
Elizabeth Richards (BIS)
George Bailey (MoD)
Jaskeerat Cheema (DCLG)
Jill Ireland (NHS National Services Scotland)
Jonathan Lewis (ONS)
Kelly Edwards (DfT)
Lauren Thomas (DWP)
Liz Vincent (BEIS)
Louisa Ashby (DH)
Michael Williams (DfE)
Robert Reeve (UKSA)
Rosanna Currenti (Home Office)
Rose Paul (DfE)
Samantha Millard (EFA)
Sarah Lasher (DfE)

Conference Blog and Twitter Feed

You can find our official blog for the GSS Conference at <https://gss.civilservice.gov.uk/blog/category/gss-conference-2016-blog/>. We have been posting in the run up to the conference, and will be posting during and after the conference too!

For tweets about the conference, see the official GSS Twitter account (@UKGSS). If you send any tweets about the conference, please use the hashtag #GSSConf.